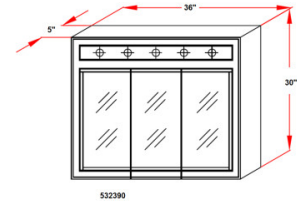
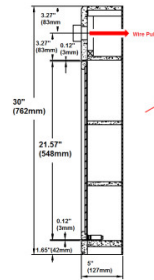
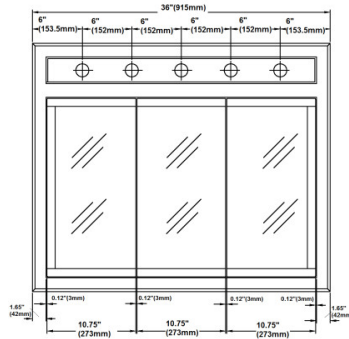


Concord Lighted 3-Door Medicine Cabinet Mirror 36" White



SPECIFICATIONS

MATERIAL CONSTRUCTION:	Wood	FACE FRAME MATERIAL:	MDF
ASSEMBLY REQUIRED:	No	SIDES MATERIAL:	Particle Board
TOOLS NEEDED FOR INSTALLATION:	Electric Drill, Screwdriver	BOTTOM MATERIAL:	Particle Board
ASSEMBLED DIMENSIONS:	30" H x 36" L x 5" D	BACK PANEL MATERIAL:	Plywood
WEIGHT:	44 lbs.	BACK BRACE MATERIAL:	Plywood
NUMBER OF DOORS:	3	GLASS STYLE:	Beveled Edges
DOOR MATERIAL:	Mirror	LIGHTED:	Yes
NUMBER OF SHELVES:	2	QTY OF LAMPS:	5
ADJUSTABLE SHELVES:	No	POWER SOURCE:	None
SHELF MAX WEIGHT CAPACITY:	15 lbs.	MOUNTING HARDWARE INCLUDED:	No
SHELF WIDTH:	34.76"	MOUNTING TYPE:	Surface
SHELF THICKNESS:	0.47"		
SHELF MATERIAL:	Plywood		

WARRANTY: 1-Year limited warranty
CARB COMPLIANT: CARB Phase 2
TSCA TITLE IV COMPLIANT: Yes



TYPE:
JOB:
ORDER CODE:
APPROVALS: