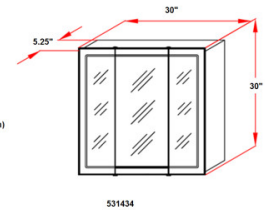
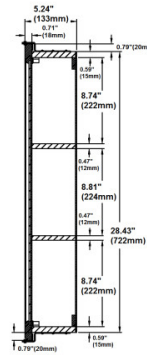
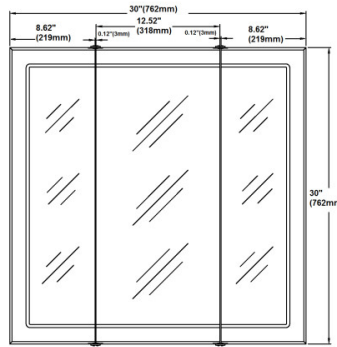


Concord Tri-View Medicine Cabinet Mirror 30" White



SPECIFICATIONS

MATERIAL CONSTRUCTION:	Wood	FACE FRAME MATERIAL:	MDF
ASSEMBLY REQUIRED:	No	SIDES MATERIAL:	MDF
TOOLS NEEDED FOR INSTALLATION:	Electric Drill, Screwdriver	BOTTOM MATERIAL:	Particle Board
ASSEMBLED DIMENSIONS:	30" H x 30" L x 5.25" D	BACK PANEL MATERIAL:	Plywood
WEIGHT:	30.2 lbs.	BACK BRACE MATERIAL:	Plywood
NUMBER OF DOORS:	3	GLASS STYLE:	Flat Panel
DOOR MATERIAL:	Mirror	LIGHTED:	No
NUMBER OF SHELVES:	2	QTY OF LAMPS:	N/A
ADJUSTABLE SHELVES:	No	POWER SOURCE:	None
SHELF MAX WEIGHT CAPACITY:	10 lbs.	MOUNTING HARDWARE INCLUDED:	No
SHELF WIDTH:	26.85"	MOUNTING TYPE:	Surface
SHELF THICKNESS:	0.47"		
SHELF MATERIAL:	Particle Board		

WARRANTY: 1-Year limited warranty
CARB COMPLIANT: CARB Phase 2
TSCA TITLE IV COMPLIANT: Yes



TYPE:
JOB:
ORDER CODE:
APPROVALS: