

SARATOGA Lavatory Faucet

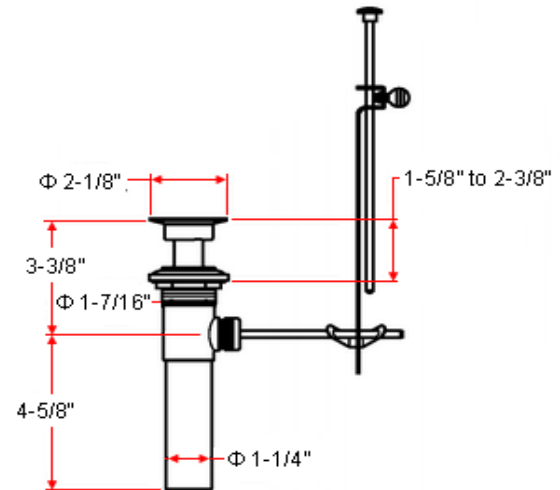
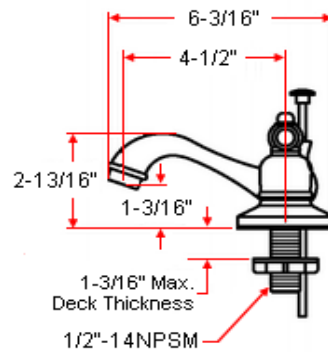
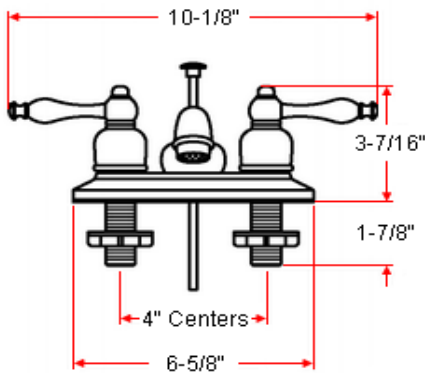


Specifications

Flow Rate (GPM)	1.74 GPM @ 60 psi
Material Content	Brass body with brass and zinc handle
Pop-Up Drain	Brass and aluminum pop-up
Spout Reach	4-1/2"
Cartridge	Washerless
Lever Handle Operation	(1/4) quarter turn stop
Installation Type	3-hole, 4" center mount



Dimensions



Warranty & Compliances

Warranty	Lifetime Limited Warranty
IAPMO/UPC	UPC & cUPC Compliant
ASME	ASME A112.18.2-2011
ANSI	Compliant
ADA	Compliant
NSF	Compliant
CSA	CSA B125.2-11
Lead Free	Fed. Public Law 111-380



Order Codes & Finishes/Colors

Satin Nickel (US15)	545509
Oil Rubbed Bronze (US10B)	545327
Polished Chrome (US26)	545384
Brushed Bronze	545517



Type:

Job:

Order Code:

Approvals:

Design House reserves the right to make changes in materials, specifications & models at any time. Design House also reserves the right to discontinue product without notice or obligation.