

Concord One Door Two Drawer Vanity

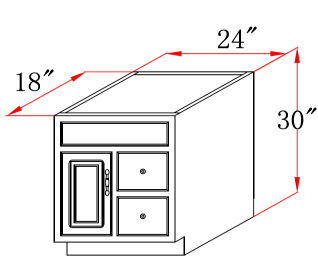


Specifications

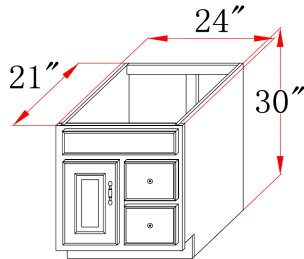
- MDF square panel doors & drawer fronts
- Full frame design
- 1/2" plywood sides
- Center mount ball bearing drawer glide system
- Concealed adjustable hinges
- Satin nickel hardware included
- Cam-lock connectors for fast & easy assembly
- Vanity top sold separately



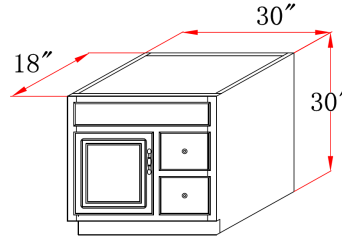
Dimensions



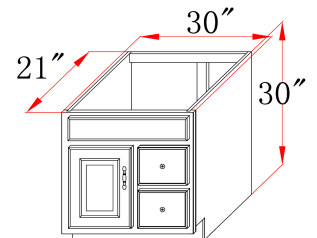
531269



541011



531285



541037

Warranty & Compliances

Warranty Limited 1 year warranty
California 93120 Compliant



Order Codes & Finishes/Colors

24" w x 18" d x 30" h	531269
24" w x 21" d x 30" h	541011
30" w x 18" d x 30" h	531285
30" w x 21" d x 30" h	541037

Type:
 Job:
 Order Code:
 Approvals:

Design House reserves the right to make changes in materials, specifications & models at any time. Design House also reserves the right to discontinue product without notice or obligation.